


Instant Comfort® 6 and 8 Series

Air-Adjustable Sleep Lab Bed

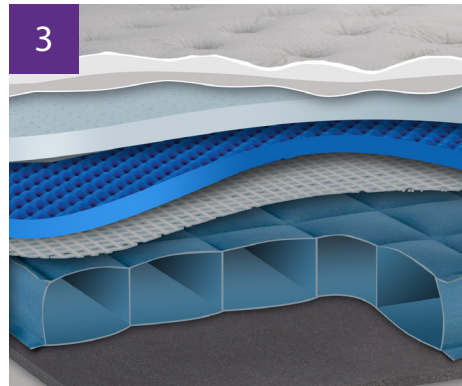



Finally: durable, reliable beds that serve the unique needs of a busy sleep lab. Instant Comfort® 6 and 8 Series beds offer adjustable air comfort, giving patients optimal sleep conditions while in your center. Instant Comfort combines the best sleep system technology available in an air-adjustable number bed with an easy to clean medical-grade top cover and optional adjustable base.

- *Best of both worlds: consumer-grade features with medical-grade cover, engineered by an FDA-registered company*
- *45 levels of air adjustability for ultimate personalization*
- *Components are easy to replace or upgrade*
- *Use existing base or choose from a range of options depending on facility needs*

sizewise.com 800-814-9389


SizeWise®
Designed to heal



Key Specs

MATTRESS

Capacity	1,000 lbs.
Width (Full)	54"
Length (Full)	75"
Width (Queen)	60"
Length (Queen)	80"
Height (6 series)	9.5-11"
Height (8 series)	10.5-12"
Other Sizes	Available

BASE OPTIONS

Power-Flex 2™ Adjustable Base	Optional
Capacity	850 lbs.
Certification	UL 962
Metal Bed Frame/Box Foundation	Optional
Capacity	1,000 lbs.
Mighty Rest™ Bed	Optional
Capacity	1,000 lbs.
Certification	IEC 60601

CONTROL UNIT

Comfort Level Settings	45
Touch Screen Remote	Yes
Memory Settings	2

OTHER OPTIONS

Top Cover: Wipe-Down (M)	Standard
Top Cover: Smooth (S)	Optional
Top Cover: Quilted (Q)	Optional
Headboard (Light or Dark)	Optional

WARRANTY

Head-to-foot	3 years
Prorated	2 years

1 — Medical-grade top cover is durable and easy to clean

2 — State-of-the-art control system offers 45 levels of comfort

3 — Built to last: components are easy to replace or upgrade

4 — Choose from a range of base options depending on facility needs



Watch the Video

Scan with your phone's camera

sizewise.com 800-814-9389

